
LE-5136 SERIES

HEAVY-DUTY COMMERCIAL GRADE 1 RIM EXIT DEVICE



Standard Features

- **Certification** ANSI A156.3, Grade 1, UL Listed
- **Rail** Fits 28" to 36" doors
- **Latch** Stainless steel 5/8" throw
- **Backset** 2-3/4"
- **Strike** Adjustable with slotted holes
- **Fasteners** Accommodates wood or metal doors
- **Door Range** 1-3/4" to 2" thickness
- **Door Preparation** Surface Mounted
- **Warranty** 10 year limited
 - 48" Devices in stock
 - Fire rated device available

LE-5136V SERIES

HEAVY-DUTY COMMERCIAL GRADE 1 SURFACE VERTICAL ROD

•


Standard Features

- **Certification** ANSI A156.3, Grade 1, UL Listed
- **Rail** Fits 28" to 36" wide doors
7'0" height doors
- **Latch** Pullman latch bolts top and bottom
stainless steel 1/2" throw
- **Backset** 2-3/4"
- **Strike** Adjustable with slotted holes
- **Fasteners** Accommodates wood or metal doors
- **Door Range** 1-3/4" to 2" thickness
- **Door Preparation** Surface Mounted
- **Warranty** 10 year limited
 - For 48" doors available by special order
 - Fire rated device available



LE-5136 SERIES TRIM

Lever Trim



Non-handed Grade 2

Tubular body hardened steel heavy duty tailpiece

For 1-3/4" doors

Rose diameter 3", lever length 4-3/4". Fits and covers 161

Entry - retracts latchbolt, unlocks lever (ANSI 08)

Storeroom - key operates lever, always locked (ANSI 04)

Passage - lever always operable and free (ANSI 15)

BFWOC



Blank pull

BFWC



Pull with cylinder cut out

Thumbpiece



Thumbpiece trim available in entry, nightlatch and passage

LE-9136 SERIES

HEAVY-DUTY COMMERCIAL GRADE 1 RIM EXIT DEVICE



Standard Features

- **Certification** ANSI A156.3, Grade 1, UL Listed for Panic and ULC10C, UBC 7-2-1997 codes
- **Rail** Fits 28" to 36" doors. Heavy duty extruded aluminum body with stainless steel push pad
- **Chassis** Non-ferrous alloy (Panic Grade), steel (Fire Grade)
- **Latch** Stainless steel 3/4" throw with anti-pick feature
- **Strike** Adjustable with slotted holes
- **Fasteners** Furnished with wood and machine screws. Available thru bolts on request. Thru bolts are standard packaging on fire rated devices.
- **Door Range** 1-3/4" thick standard. 4-1/2" minimum stile width for single or double door application.
- **Door Preparation** Surface Mounted, covers stock hollow metal doors with 161 cut out
- **Dogging** Allen-type key furnished standard on non-rated labeled
- **Warranty** 10 year limited
Mullions available upon request

LE-9136V SERIES

HEAVY-DUTY COMMERCIAL GRADE 1 SURFACE VERTICAL ROD

•

Standard Features

- **Certification** ANSI A156.3, Grade 1, UL Listed
- **Rail** Fits 28" to 36" wide doors
7'0" height doors
- **Chassis** Nonferrous alloy (Panic Grade), steel (Fire Grade)
- **Backset** 2-3/4"
- **Fasteners** Accommodates wood or metal doors
- **Door Range** 1-3/4" standard, 3-3/4" minimum stile on
sql doors, 3-1/2" minimum on double
- **Door Preparation** Surface Mounted, covers stock hollow metal doors with
161 cut out
- **Dogging** Allen-type key furnished standard on non-rated labeled
- **Warranty** 10 year limited



LE-9136 SERIES TRIM

Lever Trim



Rigid, non-clutch mechanism
 Double heavy duty spring support to prevent sagging and enhance operation
 Grade 1, thru-bolted design. Non-handed. Field reversible
 Hardened steel heavy duty tailpiece.
 Entry - retracts latchbolt, unlocks lever (ANSI 63)
 Storeroom - key operates lever, always locked (ANSI 04)
 Passage - lever always operable and free (ANSI 62)

LE-91TPNL

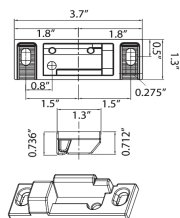


Outside by pull and key
 Key retracts latchbolt
 ANSI function- 03
 Covers 161 cutout

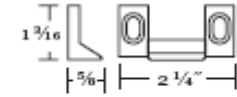
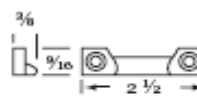
LE-91TPPS



Outside by pull only when dogged
 ANSI function - 02
 Covers 161 cutout



Strike for Rim Device



Floor and stop strike for VR Device